


Split Core Current Transformer

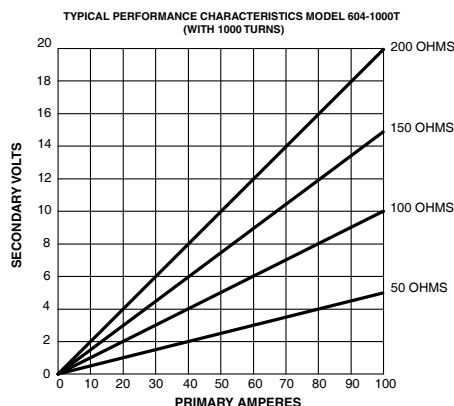
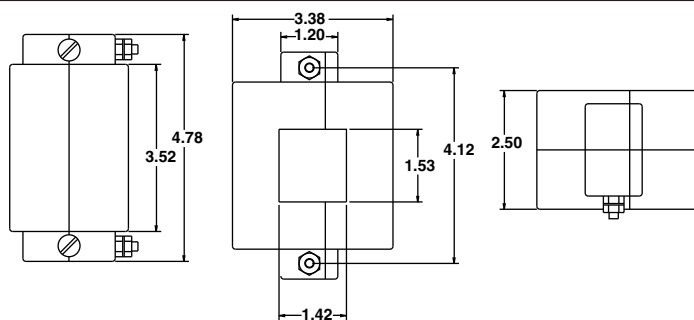
604 Series



PART NUMBERS

Part Number	Current Ratio	Burden VA	Accuracy at 60 Hz
604-101	100:5	1.00	±5%
604-1250	125:5	1.00	±5%
604-151	150:5	1.00	±4%
604-1750	175:5	1.00	±3%
604-201	200:5	1.00	±2%
604-251	250:5	2.00	±2%
604-301	300:5	2.00	±1.5%
604-351	350:5	2.50	±1.5%
604-401	400:5	2.50	±1.5%
604-1000T	100:0.1	See Graph	±3%

OUTLINE DRAWING



The **604** Series Split Core Current Transformer is designed for assembly to an existing electrical installation without the need for dismantling the primary bus or cables.

The Model 604-1000T is intended for use with high input impedance devices.

The output can be rectified and filtered for devices requiring DC input. The non-linearity and voltage drop of the rectifiers and filters must be considered in the choice of the loading impedance.

Application

For Energy Management Systems and Instrumentation

Frequency

50-400Hz

Insulation Level

0.6 kV, BIL 10 kV full wave

Continuous Thermal Current Rating

Factor Models 604-101 – 604-401:

1.33 at 30° C amb

1.00 at 55° C amb

Model 604-1000T:

450A at 30° C amb

350A at 55° C amb

Terminals

10-32 brass studs with one flatwasher and two regular nuts

Flexible Leads

UL 1015 105° C, CSA approved, #16 AWG, 24" long unless otherwise specified

Approximate Weight

2.5 lbs

Regulatory Agencies

