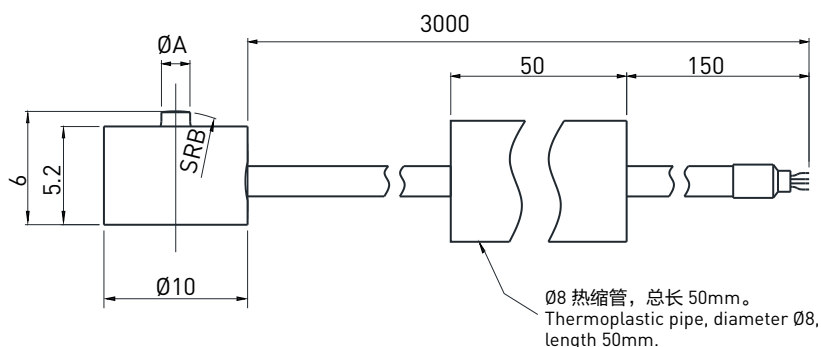


压式结构传感器 Compression Load Cell

尺寸及量程 / Size and Capacity



SIZE (mm)	ØA	B	材料 / Material	重量 / Weight
CAP (kg)				
3	1	8	铝合金 / Aluminum alloy	0.1kg
5/10	1.5	5	不锈钢 / Stainless steel	
20/30	2	8		
50/100	2.5	10		



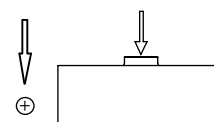
特点和用途 / Features & Applications

- 微型传感器
- 不锈钢或铝合金材料, IP64
- 传感器外部装有一可调电阻
- 适用于保压设备、手机装配力、按键手感度测试仪、压机压力检测、机器人手抓力等各种小空间测力
- Miniature load cell, low profile
- Made of stainless steel or aluminum alloy, IP64
- Adjustable resistance outside the load cell for zero adjustment
- Suitable for force measurement in limited spaces
- Various applications such as consumer electronics assembly, automation industry

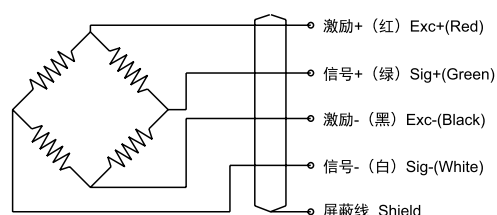
技术参数 / Technical Parameters

参数	Specifications	技术指标/Technique
输出灵敏度	Rated output	1.0 ± 10% mV / V
非线性	Non-linearity	1% F.S.
滞后	Hysteresis	0.5% F.S.
重复性	Repeatability	0.5% F.S.
温度灵敏度漂移	Temp. effect on output	0.36% F.S./10°C
零点温度漂移	Temp. effect on zero	0.18% F.S./10°C
输入电阻	Input impedance	1030 ± 80 Ω
输出电阻	Output impedance	1030 ± 80 Ω
绝缘电阻	Insulation	≥5000M Ω / 100VDC
激励电压	Recommended excitation	5V
最大激励电压	Maximum excitation	7V
温度补偿范围	Compensated temp. range	-10 ~ 60°C
工作温度范围	Operation temp. range	-20 ~ 80°C
安全超载	Safe overload	120% F.S.
极限超载	Ultimate overload	150% F.S.
电缆线尺寸	Cable size	Ø2 × 3000 mm
防护等级	Protection class	IP64
连接方式	Cable color code	Input: Red(+) Black(-); Output: Green(+) White(-); 输入: 红 (+) 黑 (-); 输出: 绿 (+) 白 (-);

受力方式 / Load Direction



接线图 / Schematic Wiring Diagram



注: 屏蔽线不与弹性体相连。
Note: Cable shield is not connected to element.

Model:F1814